





HOW TO APPLY FOR FEDERAL STUDENT AID



PROUD SPONSOR of
the AMERICAN MIND®

Create an FSA ID to complete the FAFSA



Parents of dependent students will also need an FSA ID

- After clicking the  button from www.fafsa.ed.gov, click on “Enter your (the student’s) FSA ID”
- Click on the **Create an FSA ID** link to take you to the FSA ID page
- Enter your email address, create a username and password, select your age status and click 
- Enter your Social Security Number, date of birth and name and click 
- If you have a Federal Student Aid PIN, you will be able to enter it and link it to your FSA ID. You can still create an FSA ID if you have forgotten or do not have a PIN
- Enter your challenge questions and click 
- Review your information, read and accept the terms and conditions
- Confirm your email address using the secure code, which will be sent to the email address you entered when you created your FSA ID. Once you verify your email address, you can use it instead of your username to log into www.fafsa.ed.gov or other Federal Student Aid websites

You can use your FSA ID to sign a FAFSA right away. Once the Social Security Administration verifies your information in one to three days, or if you have linked your PIN to your FSA ID, you will be able to use your FSA ID to access the Federal Student Aid websites.

For help, visit studentaid.gov/fsaid

Fill Out FAFSA – go to www.fafsa.ed.gov

- Click 
- Enter your FSA ID or your personal information by selecting the appropriate option and click 
 - If you and/or your parent does not have an FSA ID, following instructions at the top of the page
- Select the FAFSA based on the time you will be attending school
- Continue to complete the FAFSA online using your income information and your parent’s income information (if applicable)
 - If you filed a US Federal Tax Return, it is very important to transfer your tax data directly from the IRS using the Data Retrieval Tool

School Code: _____

Approximately 2-3 days after you submit your FAFSA, the school will receive your results and you will receive a Student Aid Report (SAR) from the US Department of Education which summarizes the data you reported on your FAFSA. Review your SAR for accuracy. If corrections are needed, use your login online at www.fafsa.ed.gov to make changes.